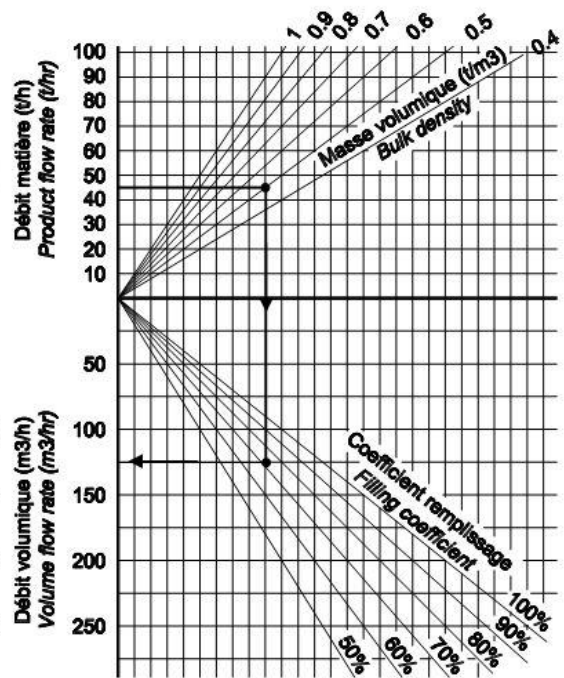
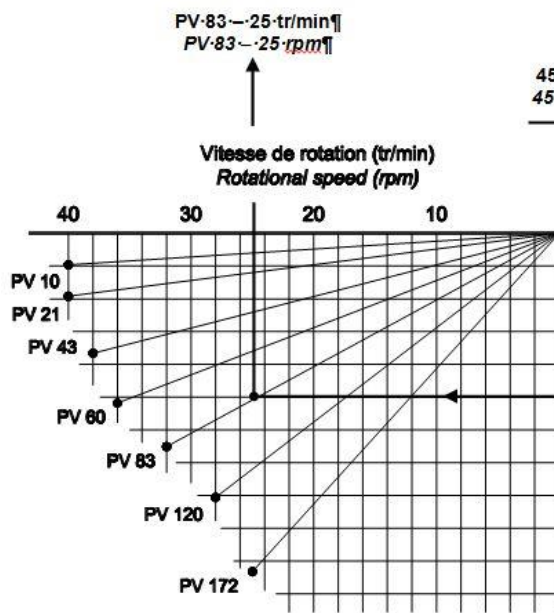

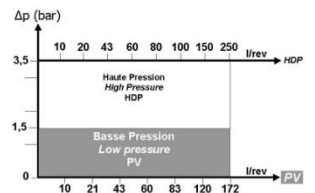
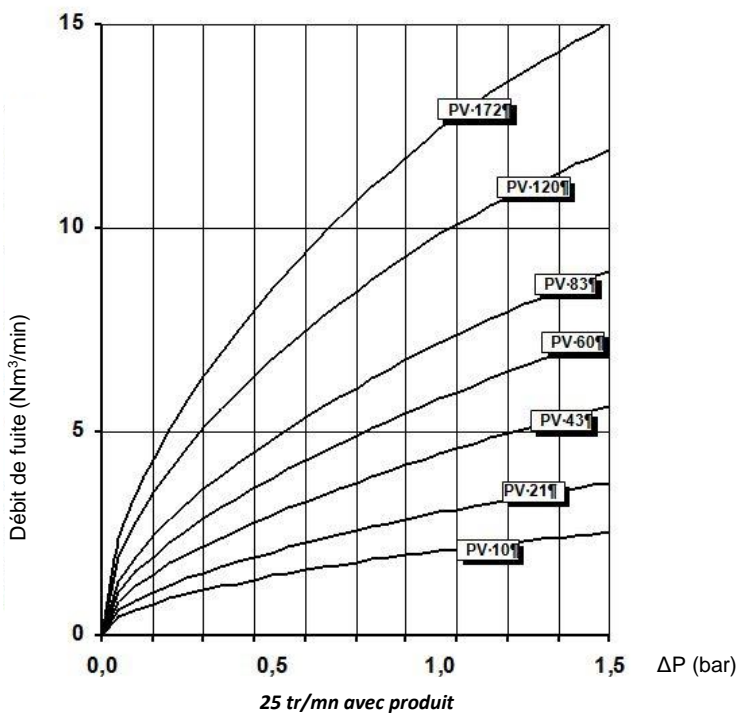


Préselection



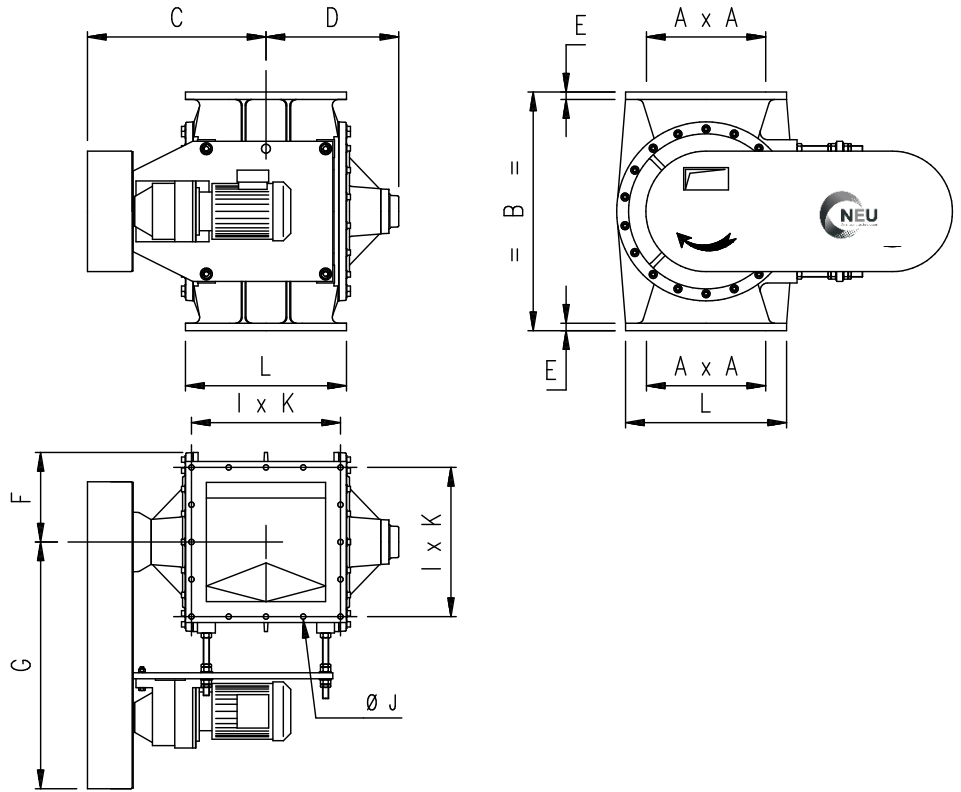
Courbes de débit de fuite



PV

Ecluse Rotative

Dimensions



| | L rev | Rotor Ø | A | B | C | D | E | F | G | I | J | K | L | kw | kg AL | kg SS |
|--------|-------|---------|-----|------|-----|-----|----|-----|-----|---|----|-----|-----|------|-------|-------|
| PV 10 | 10 | 250 | 200 | 400 | 355 | 240 | 12 | 160 | 515 | 3 | 12 | 91 | 300 | 0,75 | 90 | 230 |
| PV 21 | 21 | 315 | 250 | 500 | 430 | 295 | 14 | 200 | 570 | 3 | 14 | 110 | 365 | 1,1 | 140 | 330 |
| PV 43 | 44 | 400 | 315 | 630 | 505 | 365 | 16 | 245 | 730 | 4 | 14 | 105 | 450 | 1,5 | 230 | 490 |
| PV 60 | 63 | 450 | 350 | 700 | 530 | 390 | 16 | 270 | 730 | 4 | 14 | 115 | 490 | 1,5 | 300 | 580 |
| PV 83 | 87 | 500 | 400 | 800 | 600 | 445 | 18 | 300 | 750 | 4 | 18 | 125 | 540 | 2,2 | 450 | 790 |
| PV 120 | 127 | 565 | 450 | 880 | 600 | 450 | 20 | 350 | 800 | 4 | 18 | 140 | 600 | 3 | 560 | 950 |
| PV 172 | 173 | 630 | 500 | 1000 | 670 | 520 | 20 | 390 | 820 | 4 | 18 | 160 | 680 | 3 | 810 | 1350 |

Ap (service): 1,5 bar P Design (corps et flasques): 3 barg P épreuve (corps et flasques): 5 barg t service: 80° C (*)
 Dimensions: mm
 (*): 140° C en option

Codification

PV 83 - **SS** **CASHTRZ**

- C: Couteaux
- A: Pales ajustables
- S: Fonds d'auges arrondis
- H: Traçage
- T: Calorifuge
- R: Détection de rotation
- Z: Zone classée

- SS: Corps et Flasques INOX - Rotor INOX
- AL: Corps et Flasques ALU - Rotor INOX

- - : Rotor ouvert
- FS: Rotor Fermé sans étanchéité latérale

Autres options sur demande